

Universitywide

New Brunswick

RBHS

Newark

Camden

Online

Rutgers Health

SEARCH

This site ▾

Cornerstone

Home	About
Projects	Training
Resources	Contact Us

Setting the Parameter (POV) Preview for FRS Reports

The Point of View (POV) preview option is a useful way of previewing your default parameters prior to entering the report. You can also set the parameters here too.

Here are the steps to turn on this functionality:

1. Click Financial Reporting Center



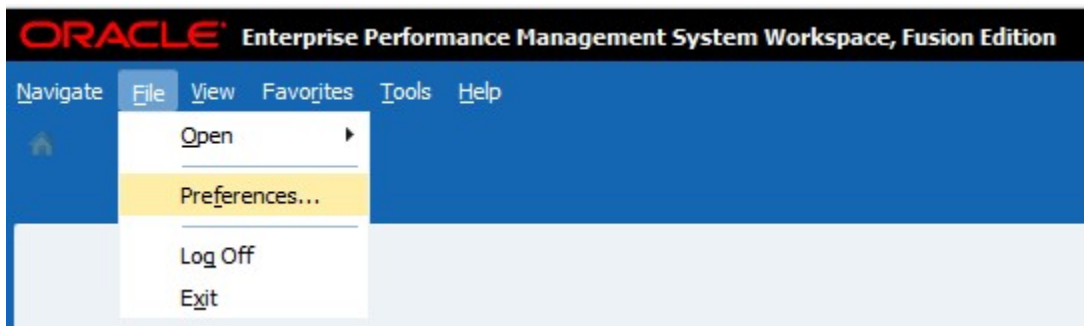
2. Once the Financial Reporting Center opens, click the tasks icon



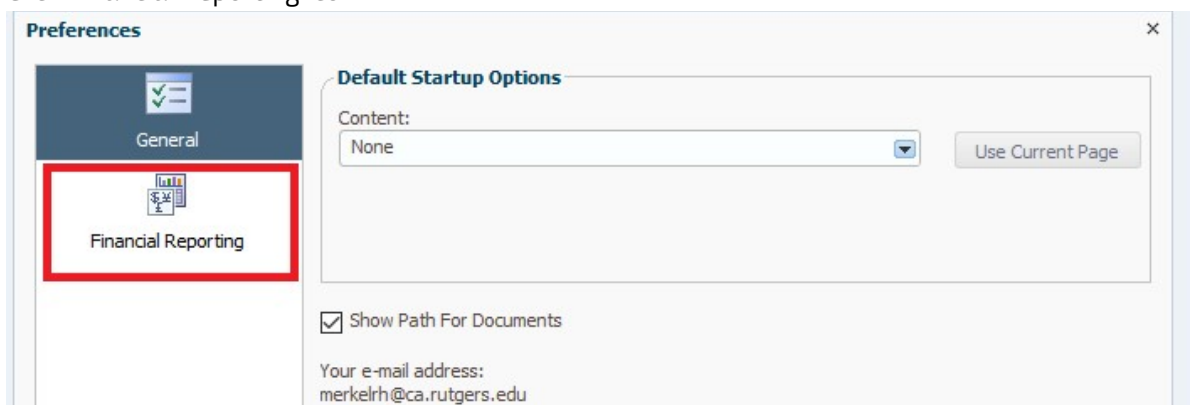
3. Click the link to Open Workspace for Financial Reports



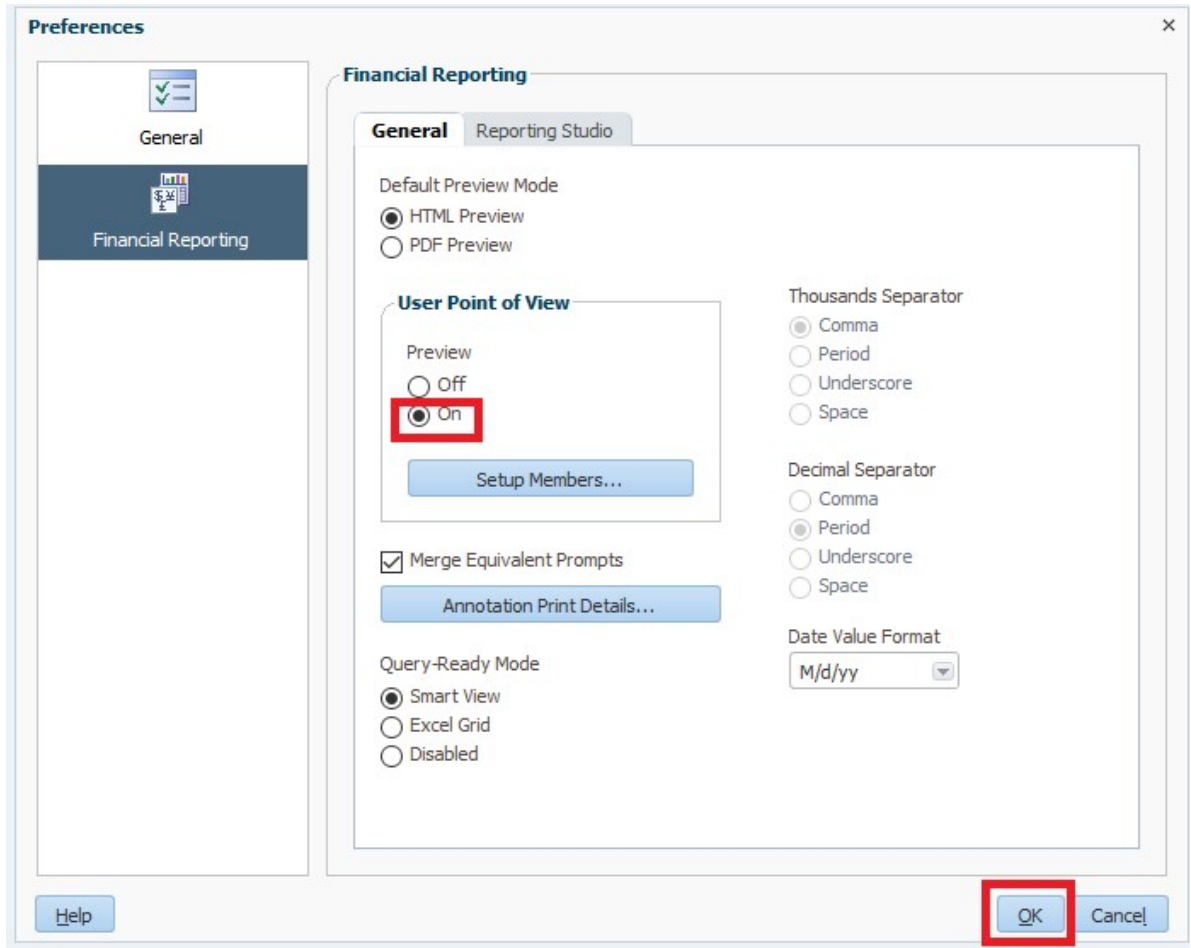
4. Once the Workspace for Financial Reports opens, select File->Preferences



5. Click Financial Reporting Icon



6. Select Preview On and Click ok



With the preview option enabled, when you open an FRS report you will get a POV preview window to select all of your parameters. This is especially helpful when running the P&L reports that display Month, YTD and Full Year sections so you can ensure that the desired Accounting Period parameter resides within the fiscal year – for these reports you are prompted to enter the first month of the desired fiscal year (ex. JUL-17).

If you have questions or concerns, please [contact us](#). | Follow us on  **YouTube**

Copyright ©2019, Rutgers, The State University of New Jersey, an equal opportunity, affirmative action institution. All rights reserved. Contact RU-info at 732-445-info (4636) | Questions? [Ask Colonel Henry](#) or text us at 732-662-2664. | [Webmaster](#) Website accessibility concerns? [Contact IT Accessibility Team](#)